






Module Power	10 Watt	20 Watt	50 Watt	100 Watt	120 Watt
Picture					
Module Efficiency (%)	> 16 %	> 16 %	> 16 %	> 17 %	> 17 %
Cell Type	Mono Crystalline	Mono Crystalline	Mono Crystalline	Mono Crystalline	Mono Crystalline
Cells in Series	36	36	36	36	36
Voltage at Maximum Power (Vmp)	17.87V	17.80V	17.34V	17.22V	17.2V
Open Circuit Voltage (Voc)	21.7V	21.79V	21.68V	21.99V	21.6V
Current at Maximum Power (Imp)	0.653A	1.28A	2.98A	5.99A	6.98A
Short Circuit Current (Isc)	600mA	1.44A	3.20A	6.40A	7.7A
Module Size (L x W x H) mm	360x330x23	550x360x23	780x550x30	1220x675x30	1482x676x35
Module Weight (Kg)	1.5KG	2.5KG	5.3KG	9.7KG	12KG
Nominal Operating Cell Temperature (NOCT)	50°C	50°C	50°C	50°C	50°C
Price	Php 2,200.00	Php 4,400.00	Php 11,000.00	Php 22,000.00	Php 26,400.00

All Technical Data at Standard Test Condition
AM = 1.5 E=1000W/m² TC = 25°C